



book

1



2017

edycja polska











In this unit you will learn:
 1) to say your name
 2) names of family members
 (mum, dad etc.)









WARM-UP








Read and unscramble the words.

Rozszyfruj ukryte słowa.

							
M	A	D	G	N	R	P	U



Hello!
My name is Tommy.
What's your name?

Hello Tommy!
My name is Katie.




<p>my your his her what's a name</p>	<p>mój, moja, moje twój, twoja, twoje jego jej jaki jest, jaka jest, jakie jest imię</p>
<p><i>My name is ...</i> <i>Your name is ...</i> <i>His name is ...</i> <i>Her name is ...</i></p>	<p><i>Nazywam się ...</i> <i>Ty nazywasz się...</i> <i>On nazywa się ...</i> <i>Ona nazywa się...</i></p>
<p>What's his name? What's her name? What's your name? What's my name?</p>	<p><i>His name is Tommy.</i> <i>Her name is Katie.</i> <i>My name is</i> <i>Your name is</i></p>



family

	<p>a family a mum a dad this is yes</p>	<p>rodzina mama tata ten, ta, to jest tak</p>
VISUAL >	<p><i>This is a family.</i> <i>This is a mum.</i></p>	<p><i>To jest rodzina.</i> <i>To jest mama.</i></p>
	<p>Is this a family? Is this a mum? Is this a dad?</p>	<p><i>Yes, this is a family.</i> <i>Yes, this is a mum.</i> <i>Yes, this is a dad.</i></p>





grandpa grandma



sister brother

	<p>a brother a sister a grandma a grandpa</p>	<p>brat siostra babcia dziadek</p>
<p>VISUAL ></p>	<p><i>This is a brother.</i> <i>This is a sister.</i></p>	<p><i>To jest brat.</i> <i>To jest siostra.</i></p>
	<p>Is this a brother? Is this a sister? Is this her grandpa? Is this his grandma?</p>	<p><i>Yes, this is a brother.</i> <i>Yes, this is a sister.</i> <i>Yes, this is her grandpa.</i> <i>Yes, this is his grandma.</i></p>
	<p>who a son a daughter</p>	<p>kto syn córka</p>
	<p>Who is this? Who is this? Who is this?</p>	<p><i>This is his son.</i> <i>This is her daughter.</i> <i>This is his mum.</i></p>



SELF-CHECK

Look and write.

Popatrz i napisz.

Hello! My _____ is Tommy.


This is my _____.

This is my _____, Steven.

This is my _____, Martha.

This is my _____, Katie.





1. Look and circle.

Popatrz i zakreśl.



a. brother/sister

b. dad/mum



a. grandpa/mum

b. grandpa/grandma



a. family

b. grandpa

2. Draw one person from your family and fill in the spaces below.

Narysuj jednego z członków twojej rodziny i uzupełnij zdania.

This is my _____. His/Her name is _____.



REMEMBER

my – your

his – her

FAMILY

mum – dad

brother – sister

grandpa – grandma

son – daughter



TOSS-A-NAME-GAME

Students stand in a circle and throw a soft object (e.g. a ball or a toy) across the circle.

Each person says his/her name when they catch the object. After a few minutes, as well as saying their name, students say the name of the person they choose to throw to.

Students cannot throw to the person beside them.

What is your phone number?



In this unit
you will learn:
– how to say your
phone number
– names of birthday presents



WARM-UP

Look and match.
Popatrz i połącz.



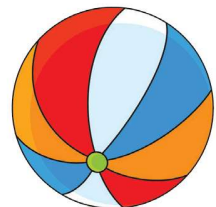
BALL



DOLL



CAR



TEDDY BEAR



VISUAL	a telephone number double 0 (oh)	numer telefonu podwójny zero (przy podawaniu numeru telefonu)
---------------	---	---

99 in a telephone number is double 9.

<p>What is this telephone number?</p> <p>What is your telephone number?</p> <p>What is my telephone number?</p> <p>Tell me this telephone number.</p>	<p><i>This telephone number is ...</i></p> <p><i>My telephone number is ...</i></p> <p><i>Your telephone number is ...</i></p> <p><i>This telephone number is ...</i></p>
---	---



VISUAL	thirty forty fifty sixty	trzydzieści czterdzieści pięćdziesiąt sześćdziesiąt
---------------	---	--

<p>What number is this?</p> <p>Is this forty (40)?</p> <p>How much is 30 plus 10?</p>	<p><i>It is 30.</i></p> <p><i>Yes, it is 40.</i></p> <p><i>30 plus 10 is 40 (forty).</i></p>
--	--

VISUAL	seventy eighty ninety hundred or	siedemdziesiąt osiemdziesiąt dziewięćdziesiąt sto czy/lub
---------------	---	---

<p>Is this seventy (70)?</p> <p>What number is this?</p> <p>Is this sixty or ninety?</p>	<p><i>Yes, it is seventy (70).</i></p> <p><i>It is eighty (80).</i></p> <p><i>It is sixty.</i></p>
---	--

Follow-up: listen and circle.

O jaką liczbę chodzi? Wysłuchaj i zakreśl.

a. 18 – 80

c. 15 – 50

e. 12 – 20

b. 17 – 70

d. 16 – 60

f. 13 – 30



a candle



a present



a birthday cake

VISUAL

**birthday**
a birthday cake
a candle
a presenturodziny
tort urodzinowy
świczka
prezentHow many candles are there
on the birthday cake?*There are seven candles on the birthday cake.*

How many presents are there on the table?

There are five presents on the table.

Is there a birthday cake on the table?

No, there is not a birthday cake on the table.

Is this a big or small birthday present?

It is a small birthday present.

VISUAL

**a doll**
a teddy bear
a car
a balllalka
miś pluszowy
samochód
piłka

Is the doll big or small?

The doll is small.

What colour is the teddy bear?

The teddy bear is brown.

Is this a car?

Yes, it is a car.


What shape is the ball?

The ball is round.

Is this a ball or a car?

It is a car.

a teddy bear



a ball



a car



a doll



SELF-CHECK

Write the telephone numbers.
Napisz słownie numery telefonów.

- 1. 99 456 98 12 _____

- 2. 11 234 567 66 _____

- 3. 345 55 77 678 _____

- 4. 123 56 77 890 _____





HOMEWORK

1. Look and match.
Przeczytaj i połącz.

30	20	11	15	80	100	60
TWENTY	THIRTY	ELEVEN	HUNDRED	SIXTY	FIFTEEN	EIGHTY

2. Look, count and write.
Popatrz, policz, napisz.


There are
.....

	There are
	There are



NUMBERS

thirty
 forty
 fifty
 sixty
 seventy
 eighty
 ninety

BIRTHDAY

a candle
 a birthday cake
 a present
 a car
 a doll
 a teddy bear
 a ball

GAME: BINGO!

Students draw 6 squares on a piece of paper. In each square they write a number from 30-100. The teacher randomly names chosen numbers. If a student has a particular number, they cross it out, and wait until they hear the next word. The winner is the first pupil to cross out all the numbers, then he shouts Bingo!



1. Look and fill in the numbers.

Popatrz i uzupełnij liczby:

a) słownie b) cyframi

(6 pts)

- | | |
|-----------|---------------|
| a) | b) |
| 20 | seventy |
| 60 | eleven |
| 100 | thirty |

2. Write the plural forms.

Napisz liczbę mnogą.

(6 pts)

a. ball	d. ruler
b. computer	e. book
c. eraser	f. doll

3. Circle the correct word.

Zakreśl poprawne słowo.

(6 pts)

- There are **some/any** pencils on the table.
- There are not **any / some** dolls in my bedroom.
- Are there **any / some** computers on the desks?
- There are **thirteen / thirten** candles on a birthday cake.
- There are **some / any** candles on a birthday cake.
- Twenty plus ten is **thirty / thirteen**.



(4 pts)

4. Look at the picture and decide if the sentences are true (T) or false (F).

Popatrz i napisz czy zdania są prawdziwe czy fałszywe. Zakreśl poprawne słowo.

T – prawda **F** – fałsz

1. There is one teacher in the classroom.
T/F
2. There are not any pupils in the classroom.
T/F
3. There are some desks in the classroom.
T/F
4. There are not any books on the desks.
T/F

(4 pts)

**5. What is it?
Circle the correct word.**

Co to jest?
Popatrz i zakreśl poprawne słowo.



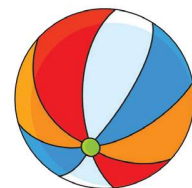
- a. teddy bear
b. tedy bear



- a. dool
b. doll



- a. car
b. caar



- a. ball
b. boll

MY SCORE _____ **pts**

UNIT 1

Hello!



a grandma
babcia

a grandpa
dziadek



a family
rodzina



a sister
siostra

a brother
brat

a mum
mama



a dad
tata

a daughter
córka

a son
syn

my	mój, moja, moje
your	twój, twoja, twoje
his	jego
her	jej
what's	jaki jest, jaka jest, jakie jest
a name	imię
this	ten, ta, to
is	jest
yes	tak
no	nie
who?	kto?



UNIT 2


This is a bedroom



a table
stół



a chair
krzesło



a sofa
kanapa, sofa

UNIT 9

What is your phone number?

double podwójny
0 (oh) zero (przy podawaniu numeru telefonu)
or czy/lub

a telephone number
numer telefonu



a teddy bear
miś pluszowy



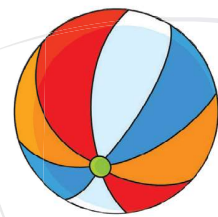
a present
prezent




a doll
lalka



birthday
urodziny



a ball
piłka



a car
samochód

Happy Birthday



a candle
świeczka

a birthday cake
tort urodzinowy



30

thirty
trzydzieści

forty
czterdzieści

40

50

fifty
pięćdziesiąt

sixty
sześćdziesiąt

60

70

seventy
siedemdziesiąt

eighty
osiemdziesiąt

80

90

ninety
dziewięćdziesiąt

hundred
sto

100